嚴格品質把關
Rigorous Quality Control

百塑機器就是品質的保證

百塑為了徹底落實既定的品質政策，特別成立全面品質系統。在機器製造過程中，都定有詳細的品質標準，作為品質檢驗的依據。無論是進料檢驗、製程檢驗或最後機器成品檢驗與測試等，務必完全達到最高標準。目前百塑已通過ISO 9002國際認證。機器也通過CE認證，這是對百塑企業在追求品質的具體肯定。

Guaranteed Quality

To fully implement the company's quality assurance policy, Multiplas has set up a total quality control system. Each step during the manufacturing process has quality standards to follow. From incoming inspection, in-process inspection to final product inspection and testing, quality at each stage must reach the highest standards. Nowadays, Multiplas has been certified by ISO 9002 and their machines also certified by CE. These provide an approval for Multiplas' dedication to the pursuance of quality.

國際認證		International Certifications	
1997年1月	ISO 9002國際認證	Jan 1997	ISO 9002 certified
1997年5月	通過歐洲機械安全CE認證	May 1997	CE certified
2005年5月	ISO 9002-2001國際認證	May 2005	ISO 9000-2001 certified

產品導覽 Product Guide

- 泛用型 General Purpose
  - 立式 Vertical
    - 滑板式 Tables
      - 上射式 Vertical Inj.
      - 側射式 Horizontal Inj.
    - 無柱式 Tie-barless
      - 側射式 Horizontal Inj.
    - 轉盤式 Rotary
      - 上射式 Vertical Inj.
      - 側射式 Horizontal Inj.
    - 立式雙色機 2-Color(material) vertical
  - 臥式 Horizontal
    - 單色 Standard-type (direct hydraulic)
    - 雙色(料)CSM 2-Color(material) horizontal
- 專業型 Special Application
  - 矽膠射出 LSR (LIM) molding
  - BMC射出 BMC molding
  - 系統服務機型 Automation System

直立機射出/鎖模結構簡示 Injection/Clamping Configuration of Vertical Injection Molding Machine

下模負載方式 Type of Mold Carrier / 鎖出/合模方式 Type of Injection / Clamping	固定下模 Fixed Bottom Platen	單模滑板 Slide Table (S)	雙模滑板 Double Shuttle Tables (SD)	轉盤 Rotary Table (R)	C 型無機柱 Tie-barless C-frame Design (C)
直立合模 Vertical Clamping	V2 V4 VC VH	V2 - S V4 - S VH - S	V2 - SD V4 - SD VC - SD VH - SD	V - R VC - R VH - R	——
直立射出 Vertical Injection	V2 V4	V2 - S V4 - S	V2 - SD V4 - SD	V3 - R V4 - R	VCU 15 - 55 tons 0.5 - 5 oz.
橫式射出 Horizontal Injection	VC VH	VH - S	VC - SD VH - SD	VC - R VH - R	VC 15 - 85 tons 0.5 - 8 oz.

百塑射出成型機之特色說明及成型應用
Features and Applications of Multiplas Injection Molding Machine

泛用型 - 直立式

1.為上下開模、埋件成型較容易，且安全不易造成模具壓傷。
2.可多模選用，進而提高生產速度及容易控制品質，增加生產效率。
3.機體結構微垂直裝，拆裝十分容易且管路為開放式，保養及維修輕鬆簡易。
4.立式為上下開模，四面作業空間較大，配合自動拉帶裝置皆可達全自動嵌入成型之目的。
5.立式機安置空間較小，可移動機身，生產線上隨線作業。
6.可多色成型，省時、省力。

General Purpose - Vertical Type

1. Up / down clamping allows easy insertion and enhances safety. Also the tooling would not be damaged easily.
2. Multi-mold option can be selected to improve productivity, quality control and efficiency.
3. The vertical structure of the machine and its flexible arrangement of wires and pipes allow easy assembly, disassembly and maintenance.
4. Up / down clamping allows wider operation area on four sides of the machine. Lead frame device can be equipped to make insert molding process automatic.
5. Less floor space required, more mobility, and on line or off line process easily.
6. 2/3-color process saves time and improves efficiency.

V4-2R-120T

SM-200T-E

泛用型 - 臥式

1. 多段SSR固態電驛電熱控制繼電器PID溫度控制。
2. 獨特的恆溫射嘴。
3. 高剛性FCD-45最佳化設計模板。
4. 高效率、活動板低變形(≦0.02mm)直壓式鎖模結構。
5. 多種轉模仁轉芯功能（可供CSM雙/三色機選購 ）。
6. 鎖模力自動檢出、顯示功能。
7. 精準確定的低壓合模控制油路設計。

General Purpose - Horizontal Type

1. SSR thermo control and PID temperature control.
2. Nozzle with constant temperature control.
3. High rigid platen made by FCD-45.
4. High efficiency, low deformation (≤0.02mm) direct hydraulic clamping system.
5. Rotation table and rotation core functions (option for 2/3-color machines).
6. Self diagnostic and display functions for clamping force.
7. Precision hydraulic system achieves accurate and low pressure clamping control.

V Series 立射式系列

'Vertical Injection' Vertical Series

鎖模力 Clamping Force : 10 - 500 ton

射出重量 Injection Capacity : 0.5 - 50 oz

特性 Main Features :
直立合模， 直立射出。
Vertical clamping, vertical injection.

結構簡單， 佔地面積少，方面取模。
Compact design requires less floor space. Makes the take-out process more easlier.

適用多用途注塑成型，尤其具備優異嵌件成型能力。
Suitable for multi-purpose injection molding. Excellent for insert molding.

選購特殊功能 Optional Feature : 採用全閉環迴路的高速射出裝置。
High-speed injection unit utilizing closed-loop system.

V
固定下模 Fixed Bottom Platen

V-S
單模滑板 Slide Table

V-SD
雙模滑板 Double Shuttle Tables

V-R
轉盤 Rotary Table

規格 Specifcations

型號 MODEL		單位 UNIT	V2-	V4	V4-S	V4-SD	V3-R	V4-	V4-S	V4-SD-	V3-R-	V4-	V4-S	V4-SD-	V3-R-	V4-	V4-S-	V4-SD-	V3-R-	V4-	V4-S	V4-SD-	V3-R-	V4-	V4-S	V4-SD-	V3-R-	V4-	V4-S	V4-SD-	V3-R-
			10N					35T				60T				85T				120T				140T				200T			
射出裝置 INJECTION UNIT	螺桿直徑 Screw diameter	mm	Ø 20		Ø 25			Ø 22	Ø 25	Ø 28		Ø 25	Ø 28	Ø 32		Ø 32	Ø 36	Ø 40		Ø 36	Ø 40	Ø 45		Ø 40	Ø 45	Ø 50		Ø 50	Ø 55	Ø 60	
	理論射出容量 Theoretical injection volume	cm^3	35		54			46	59	74		69	86	113		113	143	176		163	201	254		251	318	393		432	523	622	
	射出重量 Injection capacity(PS)	g	43		67			43	55	69		65	81	106		106	134	165		153	189	239		236	299	369		406	491	585	
	射出壓力 Injection pressure	kg/cm^2	2240		1434			2531	1960	1563		2330	1857	1422		2331	1842	1492		1993	1614	1276		2310	1825	1478		1803	1490	1252	
	射出速率 Injection rate	cm^3/s	21		33			34	44	55		47	59	77		67	85	105		101	125	158		108	137	169		171	207	246	
	可塑化能力 Plasticizing capacity(PS)	kg/h	7						15	20			21	29		44	58	73		66	84	101		92	112	140		116	135	161	
	螺桿轉速 Screw rotation speed	rpm	135	164	164	185	185		186				187				269				289				300				220		
	電熱容量 Heating capacity	kW	2	2	2	2	2		3.3				3.9				5.3				6.5				8.3				11.6		
開模裝置 CLAMPING UNIT	鎖模力 Clamping force	ton	15	15	15	15	15		35				55				85				120				160				200		
	最小模厚 Minimum mold height	mm	40~90	100~150	100~150	100~150	80~160		150~250				180~280				200~300				200~300				250~350				300~400		
	開模行程 Opening storke	mm	180	180	180	180	180		200				200				250				280				300				350		
	最大開距 Maximum daylight	mm	220~270	280~330	280~330	280~330	260~340		350~450				380~480				450~550				480~580				550~650				650~750		
	成品頂出距離 Ejector stroke	mm	35	35	60	60	45	40	60	60	45	40	60	60	100	50	100	100	100	65	100	100	100	65	125	125	125	75	150	150	150
	頂出力 Ejector force	ton	1.8	1.8	2.3	2.3	2.3	1.8	2.7	2.3	2.3	1.8	2.7	2.3	2.3	1.8	2.7	2.7	2.3	2.7	5.4	5.4	5.4	4.6	5.4	5.4	5.4	4.6	5.4	5.4	5.4
其他 OTHERS	電動馬達 Electric power	hp(kW)	3/2.2	5/3.7	5/3.7	7.5/5.6	7.5/5.6	7.5/5.6	7.5/5.6	10/7.5	10/7.5	10/7.5	10/7.5	15/11.2	15/11.2	15/11.2	15/11.2	20/14.9	20/14.9	20/14.9	20/14.9	25/18.7	25/18.7	25/18.7	25/18.7	30/22.4	30/22.4	30/22.4	30/22.4	40/29.8	40/29.8
	油箱容量 Oil tank capacity	l	100	100	100	125	150	120	120	145	230	145	145	190	200	250	250	240	310	300	300	230	330	350	350	310	400	410	410	450	450
	冷卻水容量 Cooling water capacity	l/hr	900	900	900	1300	1300	1200	1200	1600	1600	1500	1500	2400	2400	2200	2200	2800	2800	2800	2800	3400	3400	3400	3400	4000	4000	4200	4200	5600	5600
	滑板行程 Slide table storke	mm	-	-	220	250	-	-	365	350	-	-	410	430	-	-	410	550	-	-	460	650	-	-	650	690	-	-	700	750	-
	轉盤直徑 Rotary table diameter	mm	-	-	-	-	580	-	-	-	740	-	-	-	800	-	-	-	980	-	-	-	1170	-	-	-	1370	-	-	-	1590
	機械尺寸 Machine dimensions(LxWxH)	m	1.3x1.0x1.6	1.3x1.0x1.6	1.35x1.1x2.4	1.5x1.7x2.65	1.6x1.3x2.7	1.35x1.15x2.81	1.6x1.15x2.81	1.35x2.85	1.5x1.85x2.85	2.0x1.55x2.8	1.6x1.2x2.95	1.7x1.2x3.0	1.7x2.15x3.0	2.0x1.85x3.05	2.1x1.4x3.3	2.15x1.4x3.4	2.85x1.85x3.4	2.1x1.75x3.45	2.2x1.6x3.9	2.2x1.6x4.0	2.1x1.85x3.8	2.55x2.1x4.0	2.1x1.75x4.4	2.3x1.75x4.5	2.4x2.2x4.5	2.85x2.15x4.45	2.1x1.85x4.8	2.6x1.85x4.95	2.7x2.1x4.95	3.35x2.25x4.95
	機械重量 Machine weight	ton	0.7	0.73	0.78	1.2	-	1.2	1.3	1.6	-	1.7	1.8	2.1	2.6	2.9	3.3	3.8	3.9	4.1	4.6	5.4	5.8	6.1	6.8	7.3	7.6	7.5	8.4	9.0	10

為配合設計的改進及更新，以上規格如有更改，恕不另行通知。
Due to continuous development of our products, specifications are subject to change without prior notice.

本公司亦接受特殊規格之訂製，歡迎垂詢。
Machine can be custom made upon request. Please call for further details.

VC Series 無機柱系列

'Tie-barless Clamp' Vertical Series

鎖模力 Clamping Force : 35 - 200 ton

射出重量 Injection Capacity : 1 - 20 oz

特性 Main Features :
直立合模， 橫式射出。
Vertical clamping, horizontal injection.

無機柱阻隔，便於嵌入及取出。
Tie-barless C-frame design facilitates insertion and take-out process.

VC
固定下模 Fixed Bottom Platen

VC-SD
雙模滑板 Double Shuttle Tables

VC-R
轉盤 Rotary Table

規格 Specifcations

型號 MODEL		單位 UNIT	VC-			VC-SD-			VC-R-			VC-			VC-SD-			VC-R-			VC-			VC-SD-			VC-R-		
			35T									55T									85T									
射出裝置 INJECTION UNIT	螺桿直徑 Screw diameter	mm	Ø 22	Ø25	Ø30	Ø 22	Ø25	Ø30	Ø 22	Ø25	Ø30	Ø 28	Ø30	Ø35	Ø28	Ø30	Ø35	Ø 28	Ø30	Ø35	Ø32	Ø35	Ø40	Ø32	Ø35	Ø40	Ø32	Ø35	Ø 40
	理論射出容量 Theoretical injection volume	cm^3	53	69	99	53	69	99	53	69	99	86	99	135	86	99	135	86	99	135	129	154	201	129	154	201	129	154	201
	射出重量 Injection capacity(PS)	g	50	65	93	50	65	93	50	65	93	81	93	127	81	93	127	81	93	127	121	145	189	121	145	189	121	145	189
	射出壓力 Injection pressure	kg/cm^2	2835	2195	1524	2835	2195	1524	2835	2195	1524	2500	2178	1600	2500	2178	1600	2500	2178	1600	2933	2451	1877	2933	2451	1877	2933	2451	1877
	射出速率 Injection rate	cm^3/s	29	37	53	31	40	58	31	40	58	44	50	68	56	65	88	56	65	88	59	71	92	59	71	92	59	71	92
	可塑化能力 Plasticizing capacity(PS)	kg/h	10	14	23	11	16	24	11	16	24	21	24	35	27	31	45	27	31	45	41	49	67	41	49	67	41	49	67
	螺桿轉速 Screw rotation speed	rpm	174			188			188			187			240			240			247			247			247		
	電熱容量 Heating capacity	kW	4			4			4			5.5			5.5			5.5			7.5			7.5			7.5		
開模裝置 CLAMPING UNIT	鎖模力 Clamping force	ton	35			35			35			55			55			55			85			85			85		
	最小模厚 Minimum mold height	mm	175			175			175			175			175			175			195			195			195		
	開模行程 Opening storke	mm	200			200			200			200			200			200			250			250			250		
	最大開距 Maximum daylight	mm	375			375			375			375			375			375			445			445			445		
	成品頂出距離 Ejector stroke	mm	90			100			100			90			100			100			90			100			100		
	頂出力 Ejector force	ton	2.3			2.3			2.3			2.3			2.3			2.3			2.3			2.3			2.3		
其他 OTHERS	電動馬達 Electric power	hp(kW)	7.5/5.6			10/7.5			10/7.5			10/7.5			15/11.2			15/11.2			15/11.2			20/14.9			20/14.9		
	油箱容量 Oil tank capacity	l	140			160			160			140			190			210			275			275			285		
	冷卻水容量 Cooling water capacity	l/(h)	1200			1600			1600			1500			2300			2300			2400			2700			2700		
	滑板行程 Slide table storke	mm	-			480			-			-			520			-			-			560			-		
	轉盤直徑 Rotary table diameter	mm	-			-			730			-			-			850			-			-			980		
	機械尺寸 Machine dimensions(LxWxH)	m	2.6x1.0x1.95			2.7x1.9x2.0			2.9x1.1x2.1			2.7x1.05x1.95			2.9x2.0x2.0			3.0x1.2x2.1			3.1x1.4x2.2			3.45x2.25x2.25			3.6x1.4x2.2		
	機械重量 Machine weight	ton	2.3			-			-			2.9			3.3			-			4.9			-			-		

為配合設計的改進與更新，以上規格如有更改，恕不另行通知。
Due to continuous development of our products, specifications are subject to change without prior notice.

本公司亦接受特殊規格之訂製，歡迎垂詢。
Machine can be custom made upon request. Please call for further details.

適用型 General Purpose
直立式 Vertical Type

VH Series 側射立式系列

'Horizontal Injection' Vertical Series

鎖模力 Clamping Force : 35 - 3200 ton

射出重量 Injection Capacity : 1 - 500 oz

特性 Main Features : 直立合模， 橫式射出。
Vertical clamping, horizontal injection.

寬框間距，結構強固，鎖模力可達3200 ton。
Wider distance between tie bars. Strong structure to resist deformation. Clamping force up to 3200 ton.

射座高度可調整，讓模具設計更具靈活性。
The position of injection unit is freely adjustable. Makes the tooling design more easlier.

選購特殊功能 Optional Feature : 多樣化油路系統設計（半閉、伺服或高速注塑）可配合客戶需求。
Diversified hydraulic system (Semi-closed Loop, Injection Closed Loop or High Speed Injection with Accumulator) is designed to meet different application needs.

VH
固定下模 Fixed Bottom Platen

VH-S
單模滑板 Slide Table

VH-SD
雙模滑板 Double Shuttle Tables

VH-R
轉盤 Rotary Table

規格 Specifcations

型號 MODEL		單位 UNIT	VH-	VH-S-	VH-SD-	VH-R-	VH-	VH-S-	VH-SD-	VH-R-	VH-	VH-S-	VH-SD-	VH-R-	VH-	VH-S-	VH-SD-	VH-R-	VH-	VH-S-	VH-SD-	VH-R-
			35T				63T				110T				160T				200T			
射出裝置 INJECTION UNIT	螺桿直徑 Screw diameter	mm	Ø 22	Ø 25		Ø 30	Ø 28	Ø 32		Ø 35	Ø 35	Ø 40	Ø 45		Ø 40	Ø 45	Ø 50		Ø 45	Ø 50	Ø 55	
	理論射出容量 Theoretical injection volume	cm^3	53	69		99	86	113		135	154	201	254		232	294	363		382	471	570	
	射出重量 Injection capacity(PS)	g	50	65		93	81	106		127	145	189	239		219	277	341		359	443	536	
	射出壓力 Injection pressure	kg/cm^2	2835	2195		1524	2500	1914		1600	2451	1877	1483		2520	1991	1613		2434	1971	1629	
	射出速率 Injection rate	cm³/s	31	40		57	44	57		68	82	108	136		99	126	155		128	153	185	
	可塑化能力 Plasticizing capacity(PS)	kg/h	11	15		24	21	29		35	61	84	101		82	100	125		87	109	127	
	螺桿轉速 Screw rotation speed	rpm	186	186	188	188	187	187	240	240	289	289	247	247	268	268	268	268	220	160	160	160
	電熱容量 Heating capacity	kW	4	4	4	4	5.5	5.5	5.5	5.5	7.5	7.5	7.5	7.5	9.6	9.6	9.6	9.6	12.5	12.5	12.5	9.6
鎖模裝置 CLAMPING UNIT	鎖模力 Clamping force	ton	35	35	35	35	65	65	65	65	110	110	110	110	160	160	160	160	200	200	200	200
	最小模厚 Minimum mold height	mm	180	180	180	180	200	200	200	200	200	200	200	200	250	250	250	250	300	300	300	300
	開模行程 Opening storke	mm	250	250	250	250	250	250	300	300	350	350	350	350	400	400	400	400	400	400	400	400
	最大開距 Maximum daylight	mm	430	430	430	430	450	450	500	500	550	550	550	550	650	650	650	650	700	700	700	700
	成品頂出距離 Ejector stroke	mm	90	90	100	100	90	90	100	100	100	100	100	100	125	125	125	125	125	125	125	125
	頂出力E jector force	ton	2.3	2.3	2.3	2.3	2.3	2.3	2.3	2.3	5.4	5.4	5.4	5.4	5.4	5.4	5.4	5.4	5.4	5.4	5.4	5.4
其他 OTHERS	電動馬達 Electric power	hp(kW)	7.5/5.6	7.5/5.6	10/7.5	10/7.5	10/7.5	10/7.5	15/11.2	15/11.2	20/14.9	20/14.9	20/14.9	20/14.9	25/18.7	25/18.7	30/22.4	30/22.4	30/22.4	30/22.4	40/29.8	40/29.8
	油箱容量 Oil tank capacity	l	150	150	150	150	170	170	170	210	290	290	290	290	340	340	340	340	480	480	480	480
	冷卻水容量 Cooling water capacity	l/hr	1200	1200	1500	1500	1500	1500	2300	2300	2800	2800	3100	3100	3400	3400	4000	4000	4300	4300	5600	5600
	滑板行程 Slide table stroke	mm	-	360	480	-	-	300	580	-	-	250	680	-	-	300	450	-	-	350	870	-
	轉盤直徑 Rotary table diameter	mm	-	-	-	680	-	-	-	780	-	-	-	980	-	-	-	1160	-	-	-	1370
	機械尺寸 Machine dimensions(LxWxH)	m	2.8x1.35x2.05	2.65x1.55x2.15	2.9x1.55x2.2	2.8x1.5x2.1	3.1x1.7x2.35	2.9x1.8x2.4	3.1x1.8x2.5	3.1x1.8x2.5	3.45x1.6x2.8	3.3x1.65x2.9	3.4x2.15x2.9	3.6x1.9x2.85	3.7x1.65x3.05	3.70x1.7x3.2	3.6x2.45x3.2	4.2x2.1x3.15	4.0x1.9x3.3	4.15x1.90x3.40	4.25x3.10x3.4	4.3x2.4x3.25
	機械重量 Machine weight	ton	-	-	-	-	-	-	-	-	-	-	-	-	-	-	-	-	-	-	-	-

為配合設計的改進及更新，以上規格如有更改，恕不另行通知。
Due to continuous development of our products, specifications are subject to change without prior notice.

本公司亦接受特殊規格之訂製，歡迎垂詢。
Machine can be custom made upon request. Please call for further details.

SM Series 直壓臥式系列

'Direct Hydraulic Clamp' Horizontal Series

直壓合模系統 DIRECT HYDRAULIC CLAMPING UNIT

獨立開模及射出油壓迴路
Independent hydraulic circuits for clamping and injection

寬拉間距及長距行程，適用特殊模具
Wider distance between tie bars and longer ejector stroke add flexibility to tooling design

直壓合模機構，機械磨損率低
Direct hydraulic clamping unit is designed to withstand mechanical wearing

高剛結構，低變形抗壓模，縮短成型周期
High speed mold closing driven by jack cylinders to reduce cycle time

可選購採用全閉環迴路的高速射出裝置
Optional high-speed injection unit utilizing closed-loop system.

SM-200T

塑化射出系統 PLASTICIZING INJECTION UNIT

多種螺桿尺寸供不同需求使用
Various screw sizes are available to meet different processing needs

適當螺桿長徑及壓縮比提供以達到最佳塑化效果
Optimum screw L/D ratio attains excellent plasticizing effect

全閉迴 / ACC 高速射出（300 mm~1000 mm）
Closed loop / ACC high injection speed (300 mm ~ 1000 mm)



動模形變極低的直壓鎖模結構，材質為高韌性之球墨鑄件
Zero deformation on moving platen driven by a direct hydraulic clamp cylinder. Made of superior performance casting steel

電控系統 CONTROL UNIT

穩定、多功能、模組化可程式控制器，維修簡易
Equipped with stable, functional and modular Programmable Logic Controller (PLC). Ease of maintenance

程式的體貼時快速成型條件設定
User-friendly software enables quick and easy molding setup

規格 Specifcations

型號 MODEL		單位 UNIT	SM-10T			SM-20T			SM-50T			SM-90T			SM-120T			SM-150T			SM-200T			SM-250T			SM-300T			SM-430T			SM-550T		
		TYPE							A			B			C			D			E			F			G			H			I		
射出裝置 INJECTION UNIT	螺桿直徑 Screw diameter	mm	ø16	ø18	ø20	ø18	ø22	ø25	ø22	ø25	ø20	ø25	ø30	ø35	ø30	ø35	ø40	ø35	ø40	ø45	ø40	ø45	ø50	ø50	ø55	ø60	ø55	ø60	ø65	ø60	ø65	ø70	ø70	ø75	ø80
	理論射出容量 Theoretical injection volume	cm^3	16	20	25	25.5	38	49	45	58	25	68	98	134	113	154	201	173	226	286	276	350	432	540	653	777	712	848	995	919	1078	1250	1443	1656	1885
	射出重量 Injection capacity(PS)	g	14.5	18.2	22.7	23	35	45	41	53	22.7	62	89	122	103	141	184	158	207	262	252	320	395	494	597	711	651	776	910	840	986	1143	1320	1515	1724
	射出壓力 Injection pressure	kg/cm^2	2598	2050	1663	2850	1910	1480	2910	2254	1565	3402	2362	1735	3101	2278	1744	2742	2100	1659	2630	2078	1683	2464	2036	1711	2409	2024	1725	2355	2006	1730	2278	1986	1744
	射出速率 Injection rate	cm³/s	25.9	32.8	40.5	37	55	77	56.2	72.6	104.5	61	88	120	77	104	136	107	140	178	168	213	263	206	249	296	274	326	383	335	393	456	450	516	588
	可塑化能力 Plasticizing capacity(PS)	kg/h	9	11	13	11.5	18	34	21	28	43	33	49	75	41	64	90	55	78	104	77	103	135	116	140	183	146	190	233	176	215	260	244	289	339
	螺桿轉速 Screw rotation speed	rpm	10~280			10~285			10-325			10-325			10-300			10-255			10-253			10-218			10-227			10-209			10-196		
	電熱容量 Heating capacity	kW	2.4			2.9			3.7			5			7.1			7.9			10.5			15.8			18.8			22.9			27		
鎖模裝置 CLAMPING UNIT	鎖模力 Clamping force	ton	10			20			50			90			120			150			200			250			300			430			550		
	最小模厚 Minimum mold height	mm	120			150			150			150			180			200			220			220			260			280			350		
	開模行程 Opening storke	mm	250			280			300			350			460			580			700			780			850			950			1050		
	最大開距 Maximum daylight	mm	370			430			450			500			640			780			920			1000			1110			1230			1400		
	柱內開距 Distance between tie bars(HxV)	mm	250x250			280x280			320x320			360x360			410x410			460x460			520x520			560x560			650x650			750x750			850x850		
	模板尺寸 Platen size(HxV)	mm	325X325			380x380			455x455			530X530			590x590			690x690			770x770			840x840			970x970			1090x1090			1240x1240		
	頂針行程 Ejector stroke	mm	60			80			100			100			120			150			150			180			180			200			200		
	頂出力 Ejector force	ton	2.2			2.2			3.4			3.4			4.9			4.9			5.8			7.7			7.7			12.5			12.5		
其他 OTHERS	電動馬達 Electric power	hp(kW)	7.5(5.6)			10(7.5)			15(11.2)			20(15)			25(18.7)			30(22.4)			40(30)			50(37.5)			60(45)			75(56.2)			100(75)		
	系統壓力 System pressure	kg/cm^2	140			140			175			175			175			175			175			175			175			175			175		
	油箱容量 Oil tank capacity	l	100			140			210			275			375			460			550			740			920			1150			1140		
	機械尺寸 Machine dimensions(LxWxH)	m	2.0x0.62x1.35			2.8x0.65x1.5			3.2x0.95x1.53			3.7x1.05x1.73			4.5x1.2x1.9			4.9x1.3x2.01			5.23x1.34x2.08			6.2x1.44x2.24			6.15x1.55x2.38			6.85x1.7x2.52			7.55x1.85x2.8		
	機械重量 Machine weight	ton	1.0			2.0			3.0			4.0			5.0			7.0			8.5			11			13.3			17.5			23.7		

為配合設計的改進與更新，以上規格如有更改，恕不另行通知。
Due to continuous development of our products, specifications are subject to change without prior notice.

本公司亦接受特殊規格之訂製，歡迎垂詢。
Machine can be custom made upon request. Please call for further details.

CSM/DCM Series

多色/多料臥式系列

'Multi-colour' or 'Multi-component' Horizontal Series



高精密度的轉盤結構
High accuracy rotary index table



ACC高速射出儲能裝置及全閉環油電迴路
Accumulator for high speed injection, and injection closed-loop system



DCM-200T

CSM-200T-3C

精密電控系統
Advanced control system

優良之塑化單元
Outstanding plasticizing uni

CSM-200T

雙／三色（料）機的射座配置模式
Injection Unit Configuration for 2/3-color (component) machines

雙色 2 - color

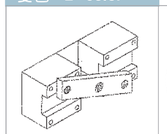

雙射座平行＋模仁旋轉技術
Two parallel injection units Over-molding with rotating mold technique

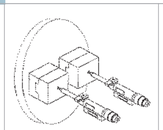

雙射座平行＋旋轉技術
Two parallel injection units Over-molding with rotary table technique

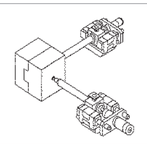

雙射座水平垂直
Two injection units in horizontal / L-position

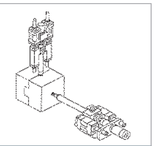

雙射座垂直
Two injection units in horizontal / vertical position

三色 3 - color



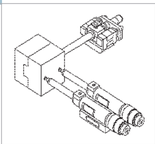

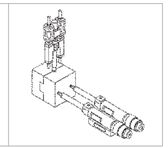

規格 Specifcations

射出裝置選項 INJECTION UNIT OPTION		單位 UNIT	A			B			C			D			E			F			G			H		
射出裝置 INJECTION UNIT	螺桿直徑 Screw diameter	mm	ø18	ø22	ø25	ø22	ø25	ø30	ø25	ø30	ø35	ø30	ø35	ø40	ø35	ø40	ø45	ø40	ø45	ø50	ø45	ø50	ø55	ø50	ø55	ø60
	理論射出容量 Theoretical injection volume	cm^3	25	38	49	45	58	84	68	98	134	113	154	201	173	226	286	276	350	432	350	432	522	471	570	678
	射出重量 Injection capacity(PS)	g	23	35	45	41	52	76	62	89	122	103	140	183	157	205	260	262	332	410	332	410	496	447	541	644
	射出壓力 Injection pressure	kg/cm^2	3038	2033	1575	2612	2033	1404	2800	1944	1428	2800	2057	1574	2603	1993	1574	2460	1944	1575	2497	2023	1672	2527	2088	1754
	射出速率 Injection rate	cm^3/s	36	54	70	42	55	79	56	81	110	78	106	138	98	128	162	128	162	200	182	226	273	203	246	292
	可塑化能力 Plasticizing capacity(PS)	kg/h	14	23	32	15	21	33	23	35	54	32	49	69	43	60	83	50	69	92	75	100	128	90	115	144
	螺桿轉速 Screw rotation speed	rpm	10-375			10-253			10-270			10-249			10-218			10-180			10-195			10-176		
	電熱容量 Heating capacity	kW	3			3.5			5.1			6.9			7.5			8.1			11			13		
	需求壓力 Required driving power	hp (kW)	10(7.5)			10(7.5)			15(11.2)			20(15)			25(18.7)			30(22.5)			40(30)			50(37.5)		

型號 MODEL		單位 UNIT	CSM-120T		CSM-150T		CSM-200T		CSM-250T		CSM-300T		CSM-430T		CSM-550T	
射出裝置選項 INJECTION UNIT OPTION		序號 SERIES NO.	I	II	I	II	I	II	I	II	I	II	I	II	I	II
			A,B	A,B	A,B,C	A,B,C	B,C,D	B,C,D	B,C,D,E	B,C,D,E	C,D,E,F	C,D,E,F	D,E,F,G	D,E,F,G	E,F,G,H	E,F,G,H
鎖模機構 CLAMPING UNIT	鎖模力 Clamping force	ton	120		150		200		250		300		430		550	
	最小模厚 Minimum mold height	mm	180		200		220		220		260		280		350	
	開模行程 Opening storke	mm	460		580		700		780		850		950		1050	
	最大開距 Maximum daylight	mm	640		780		920		1000		1110		1230		1400	
	柱內間距 Distance between tie bars(HxV)	mm	410x410		460x460		520x520		560x560		650x650		750x750		850x850	
	模板尺寸 Platen size(HxV)	mm	590x590		690x690		770x770		840x840		970x970		1090x1090		1240x1240	
	轉盤直徑 Rotary table diameter	mm	Ø 530		Ø 610		Ø 700		Ø 740		Ø 880		Ø 1020		Ø 1120	
	成品頂出距離 Ejector stroke	mm	120		150		150		180		180		200		200	
	頂出力 Ejector force	ton	4.9		4.9		5.8		7.7		7.7		12.5		12.5	
其他 OTHERS	電動馬達 Electric power	hp(kW)	25(18.7)		30(22.5)		40(30)		50(37.5)		60(45)		80(60)		100(75)	
	油箱容量 Oil tank capacity	l	290		400		540		640		820		930		1140	
	機械尺寸 Machine dimensions(LxWxH)	m	4.4x1.2x1.9		5.0x1.3x2.1		5.5x1.4x2.1		5.8x1.4x2.3		6.3x1.6x2.4		7.1x1.7x2.6		7.8x1.9x2.8	
	機械重量 Machine weight	ton	5.7		7.8		10.5		12.2		14.5		18.8		25	

為配合設計的改進與更新，以上規格如有更改，卻不另行通知。
Due to continuous development of our products, specifications are subject to change without prior notice.

本公司亦接受特殊規格之訂製，歡迎垂詢。
Machine can be custom made upon request. Please call for further details.

泛用 General Purpose 多色多料 Multi-color / Multi - component

多色/多料直立式系列
'Multi-colour' or 'Multi-component' Vertical Series

VH-4R-20000T-2C

V4H-SD-2C

V4-4RU-3C

V4-3R-2C

規格 Specifcations

射出裝置選項 INJECTION UNIT OPTION	單位 UNIT	A		B			C			D			E			F			G			H		
螺桿直徑 Screw diameter	mm	Ø 20	Ø 22	Ø 22	Ø 25	Ø28	Ø 25	Ø 28	Ø 32	Ø 32	Ø 36	Ø 40	Ø 36	Ø 40	Ø 45	Ø 45	Ø 50	Ø 55	Ø 50	Ø 55	Ø 60	Ø55	Ø60	Ø65
理論射出容量 Theoretical injection volume	cm^3	31	38	46	59	74	69	86	113	113	143	176	163	201	254	318	393	475	432	523	622	594	707	830
射出重量 Injection capacity (PS)	g	30	36	43	55	69	65	81	106	106	134	165	153	189	239	299	369	447	406	491	585	558	664	780
射出壓力 Injection pressure	kg/cm^2	2013	1663	2531	1960	1563	2330	1857	1422	2331	1842	1492	1993	1614	1276	1825	1478	1222	1803	1490	1252	1928	1620	1380
射出速率 Injection rate	cm^3/s	32	39	36	47	58	49	62	81	71	90	111	107	132	167	144	178	215	180	218	259	222	264	310
可塑化能力 Plasticizing capacity (PS)	kg/h	7	9	11	15	20	15	21	29	44	58	73	66	84	101	106	133	155	116	135	161	143	171	201
螺桿轉速 Screw rotation speed	rpm	164		186			187			269			289			268			220			220		
電熱容量 Heating capacity	kW	2.7		3.3			3.9			5.3			6.5			8.3			8.3			9.3		

型號 MODEL	單位 UNIT	V4-R-80T-2C		V4-R-120T-2C		V4-R-170T-2C		V4-R-200T-2C		V4-R-240T-2C		V4-R-320T-2C		V4-R-500T-2C		V4-R-700T-2C	
射出裝置選項 INJECTION UNIT OPTION	序號 SERIES NO.	I	II	I	II	I	II	I	II	I	II	I	II	I	II	I	II
		A,B	A,B	A,B,C	A,B,C	B,C,D	B,C,D	B,C,D,E	B,C,D,E	C,D,E,F	C,D,E,F	D,E,F,G	D,E,F,G	E,F,G,H	E,F,G,H	F,G,H	F,G,H
鎖模力 Clamping force	ton	80(40X2)		120(60X2)		170(85X2)		200(100X2)		240(120X2)		320(160X2)		500(250X2)		700(350X2)	
最小模厚 Minimum mold height	mm	250~330		250~330		260~360		280~380		300~400		350~450		350~500		350~500	
開模行程 Opening storke	mm	250		280		350		350		400		400		500		500	
最大開距 Maximum daylight	mm	500~580		530~610		610~710		630~730		700~800		750~850		850~1000		850~1000	
成品頂出距離 Ejector stroke	mm	100		100		130		130		150		150		200		200	
頂出力 Ejector force	ton	2.7		2.7		5.4		5.4		5.4		5.4		6.2		7.0	
轉盤直徑 Rotary table diameter	mm	ø 880		ø1000		ø1200		ø1200		ø1350		ø1500		ø1800		ø 2000	
冷卻水容量 Cooling water capacity	l/h	3100		3600		6000		6800		8400		10000		14400		13000	
電動馬達 Electric power	hp(kW)	20/14.9		25/18.7		40/29.8		50/37.3		60/44.8		70/52.2		100/74.6		100/74.6	
油箱容量 Oil tank capacity	l	310		360		680		680		880		1400		2200		2300	
機械尺寸 Machine dimensions(LxWxH)	m	2.25x1.85x3.4		2.3x2.15x3.45		2.7x2.3x4.1		2.7x2.3x4.1		3.35x2.55x5.05		3.35x2.7x5.35		4.4x.3.05x6.0		4.5x.3.3x6.1	
機械重量 Machine weight	ton	4.6		8		12.2		12.5		14.5		21		29		40	

為配合設計的改進及更新，以上規格如有更改，恕不另行通知。
Due to continuous development of our products, specifications are subject to change without prior notice.

本公司亦接受特殊規格之訂製，歡迎垂詢。
Machine can be custom made upon request. Please call for further details.

熱固性成型機
Thermoset Injection Molding Machines

1. 獨特料管低溫控制。
2. 完全符合材料及生產特性。
3. 兼有立式、臥式成型機，符合生產實用性。
4. 適用於橡膠、ＢＭＣ、電木、ＤＡＰ、環氧樹脂、尿素等。

1. Special barrel with excellent low temperature control.
2. Optimum design to meet material requirements.
3. Vertical and horizontal design for different applications.
4. Suitable for LSR, BMC, Phenolic, DAP, Rubber, Epoxy, tec

VH-2M-80T-BMC

BMC進料
BMC Material Loading

滾圈式BMC填壓進料裝置
BMC Material Loading Unit

VH-S-2M-110T-BMC

LSR Series 液態矽膠系列

Liquid Silicone Rubber Injection Series

液態矽橡膠

深具市場潛力與開發性的原材料

與MOMENTIVE（GE東芝）有機硅的長期配合中，百塑累積了各項LSR事業之完備方案：衛浴用品、醫護用具、嬰兒用品、體育產品、廚房配件、按鍵及密封件等。

您將體驗到低廢耗、高品質、高效益的快捷矽膠製品生產流程（包括原料整合及模具之開發）。

Liquid Silicone Rubber

A reliable material with a huge market potential and possibility for innovation

By working together with our partner, MOMENTIVE（GE Toshiba）Silicones for many years, Multiplas is well prepared to provide our customers with fully integrated LSR injection molding solutions for applications * Bathroom Products, Medical Devices, Baby Products, Sport Products, Kitchenware, Keypads and Seals . . .

Come and experience the low waste, high quality and high efficiency LSR production process with us. See how Multiplas assists you in implementing your ideas, from picking the right materials to mold design and making.

V4-SD-LSR

SM-50T-LSR

直立式 V-LSR Series

規格 Specifcations

射出裝置選項 INJECTION UNIT OPTION	單位 UNIT	A		B		C		D		E		F		G		H	
射出裝置 INJECTION UNIT																	
螺桿直徑 Screw diameter	mm	Ø20	Ø25	Ø25	Ø30	Ø30	Ø35	Ø35	Ø40	Ø40	Ø45	Ø45	Ø50	Ø55	Ø60	Ø60	Ø70
理論射出容量 Theoretical injection volume	cm^3	31	48	64	98	98	134	144	188	200	254	286	353	475	565	622	846
射出重量 Injection capacity(LSR)	g	33	52	69	105	105	143	155	203	217	274	308	381	513	610	671	914
射出壓力 Injection pressure	kg/cm^2	1715	1097	1618	1123	1555	1142	1382	1058	1367	1080	1354	1097	1336	1123	1554	1142
射出速率 Injection rate	cm^3/s	32	50	47	68	89	122	131	171	163	207	193	239	314	373	303	412
螺桿轉速 Screw rotation speed	rpm	10 - 240		10 - 220		10 - 200		10 - 200		10 - 200		10 - 200		10 - 200		10 - 200	
模具電熱容量 Mold heating capacity	kW	2.5 x 3		3 x 3		4 x 3		5 x 3		8 x 3		10 x 3		12 x 3		15 x 3	
需求馬力 Required driving power	hp (kW)	7.5 (5.6)		10 (7.5)		15 (11.2)		20 (15)		25 (18.7)		30 (22.5)		40 (30)		50 (37.5)	

型號 MODEL	單位 UNIT	V2-15T-LSR	V4-35T-LSR	V4-55T-LSR	V4-85T-LSR	V4-120T-LSR	V4-160T-LSR	V4-200T-LSR	V4-250T-LSR
射出裝置選項 INJECTION UNIT OPTION	序號 SERIES NO.	A	A, B	A, B, C	B, C, D	B, C, D, E	C, D, E, F	D, E, F, G	E, F, G, H
鎖模力 Clamping force	ton	15	35	55	85	120	160	200	250
最小模厚 Minimum mold height	mm	80 - 160	150 - 550	180 - 280	200 - 300	200 - 300	250 - 350	300 - 400	300 - 400
開模行程 Opening storke	mm	220	200	200	250	250	300	350	400
最大開距 Maximum daylight	mm	280 - 360	350 - 450	380 - 480	450 - 550	450 - 550	550 - 650	650 - 750	700 - 800
頂針行程 Ejector stroke	mm	50	60	70	80	80	100	120	150
頂出力 Ejector force	ton	1.6	2.0	2.2	3.0	3.0	4.5	5.0	6.5

臥式 SM-LSR Series

規格 Specifcations

型號 MODEL	單位 UNIT	SM-50T-LSR
射出裝置 INJECTION UNIT		
螺桿直徑 Screw diameter	mm	Ø30
理論射出容量 Theoretical injection volume	cm^3	84
射出重量 Injection capacity(LSR)	g	76
射出壓力 Injection pressure	kg/cm^2	1701
射出速率 Injection rate	cm^3/s	82.7
模具電熱容量 Mold heating capacity	kW	4 x 3
螺桿轉速 Screw rotation speed	rpm	10 - 265
鎖模力 Clamping force	ton	50
最小模厚 Minimum mold height	mm	280
開模行程 Opening storke	mm	350
最大開距 Maximum daylight	mm	630
柱內間距 Distance between tie bars(HxV)	mm	320 x 320
模板尺寸 Platen size(HxV)	mm	455 x 455
頂針行程 Ejector stroke	mm	100
頂出力 Ejector force	ton	3.4

為配合設計的改進及更新，以上規格如有更改，恕不另行通知。
Due to continuous development of our products, specifications are subject to change without prior notice.
本公司亦接受特殊規格之訂製，歡迎垂詢。
Machine can be custom made upon request. Please call for further details.

計量混配系統配置
System Scheme of an LIM Metering Unit

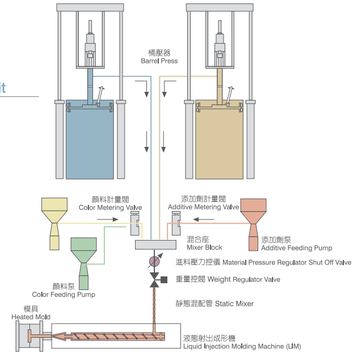

客戶的需求 + 我們的設計 = 生產自動化
Molding Requirements + Multiplas Design = Auto Molding System

V3-2R-85T-APC
Auto Insert-Takeout IMM
全自動嵌入-取出射出機

V3-2R-55T-APC
Auto Insert-Takeout IMM
全自動嵌入-取出射出機

V3-4R-85T-APC
Auto Insert-Takeout IMM
全自動嵌入-取出射出機

V3-2R-85T-APC
Auto Insert-Takeout IMM
全自動嵌入-取出射出機

V3-3R-55T-APC
Auto Insert-Takeout IMM
全自動嵌入-取出射出機

V3-2R-55T-APC
Auto Insert-Takeout IMM
全自動嵌入-取出射出機

VH-S-160T-APC
Full Auto Golf Ball IMM
全自動高爾夫球射出機

V4-S-55T-APC
Auto Insert-Takeout IMM
全自動嵌入-取出射出機

V4-55T-APC
Lead Frame Continue IMM
連續料帶端子射出機

V4-S-200T-2C-APC
Full Auto Vertical 2-color IMM
全自動雙色射出

V4-S-250T-2C-APC
Full Auto Vertical 2-color IMM
全自動雙色射出

V4-S-160T-2C-APC
Full Auto Vertical 2-color IMM
全自動雙色射出

我們能完全滿足客戶特殊生產的需求
We Can Meet Special Production Requirements

VD
Mold Vacuum Device
模內真空裝置

V2U-R-150T
Vertical Rotary IMM
立式轉盤射出機

V4-30P
Transfer Machine
轉移成形機

V2C-55T
Vertical Rubber IMM
立式橡膠射出機

TG-10T
Transfer Machine
車材專用轉移成形機

NVC-15T
Hot Stamping Machine
熱壓成形機

OM-20T-CQ
Clean Room IMM
無塵室用射出機

VT-35T
Table Top Vertical IMM
桌上型立式射出機

CV-20T
Bottom Up Top Down Vertical IMM
上下同步合模立式射出機

V4-SD-55HC
High Speed Vertical IMM
高速立式射出機

HV-10T
L Type IMM
L型射出機

V4-85T-2C
Vertical 2-Color IMM
立式雙色射出機

SMH-100T(1500mm/s)
High Speed High Pressure IMM
高壓高速射出機

www.multiplas.com.tw

服務項目 List of Services

直立式射出成型機	Vertical IMM	微量迷你型射出機(0.5~5c.c)	Mini IMM(0.5~5c.c)
臥式精密射出機	Horizontal precision IMM	拉(捲)帶式連續射出成型自動化系統	Fully Auto Lead Frame IMM System
雙(三)色、雙(三)料射出機	2/3 color IMM	高爾夫球成型製造設備	Fully Auto Golf Ball IMM System
(臥式&立式、轉盤&轉芯)	(Horizontal & Vertical、Rotary Table & Rotary Core)	整列嵌入、成型、取出全自動化系統	Fully Auto Insert Moulding System
塑膠磁鐵(PM)射出成型機	Plastic Magnet (PM) IMM	高速高壓射出	High Speed High Pressure Injection
MIM金屬射出、CIM陶瓷射出	MIM、CIM	模具用透氣金屬材料	Breathing Metal for Moulds
LIM液態射出系統(LSR,EPOXY)	LIM(LSR、EPOXY)	射出成型整廠規劃及技術指導	Total Solution for Injection molding Tooling
熱固性射出機(電木、BML、橡膠,EPOXY)	BMC、EPOXY、Bakelite、Rubber IMM	模具設計	Tooling design
IMD(IMR/IML/IMF)模內裝飾射出系統	IMD(IMR/IML/IMF)	模內抽真空設備	Mold Vacuum

Perfect Solutions for Technical Moulding

MULTIPLAS®
特殊注塑成型的完美對策

百塑企業股份有限公司
MULTIPLAS ENGINERY CO., LTD.

總部與台灣工廠 HEADQUARTERS & FACTORY:
65, TECHNOLOGY 7TH ROAD, HWA-YA TECHNOLOGY PARK,
GUEISHAN, TAOYUAN, TAIWAN.
桃園縣龜山鄉華亞科學園區科技七路65號
TEL: 886-3-318-0090 ~ 0100
FAX: 886-3-397-5498 · 886-3-318-0979
E-mail: multiplas@multiplas.com.tw

中國工廠與營業服務 CHINA OPERATIONS:
昆山百塑精密機械有限公司
MULTIPLAS ENGINERY (KUNSHAN) CO., LTD.
江蘇省昆山市花橋鎮蓬青路566號
TEL: 86-512-5769-9188 #578
86-512-5760-6068
FAX: 86-512-5771-9318
E-mail: sales@multipals.com.cn

昆山百塑精密機械(東莞分公司)
SOUTH CHINA BRANCH
廣東省東莞市長安鎮振安中路266號
TEL: 86-138-2691-7820
86-769-8549-2510
FAX: 86-769-8549-2530
E-mail: dg_sa01@multipals.com.cn

2008.09.2014

MULTIPLAS®
特殊注塑成型技術與設備

Perfect Solutions for Technical Moulding

www.multiplas.com.tw



百塑企業股份有限公司
MULTIPLAS ENGINERY CO., LTD.

CE

ISO 9001
BSMI
銀河登錄
REGISTERED
CERT. NO.3T010564-01